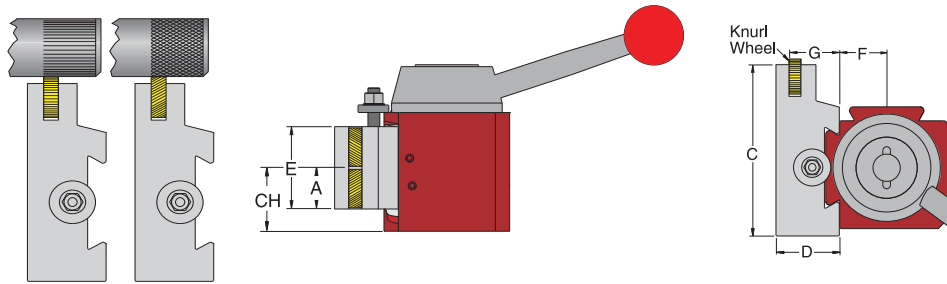




No. D10

Knurling Toolholder & Wheels

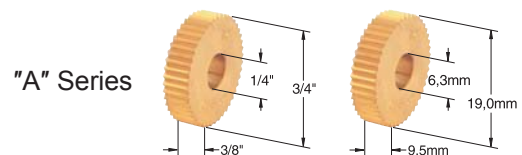
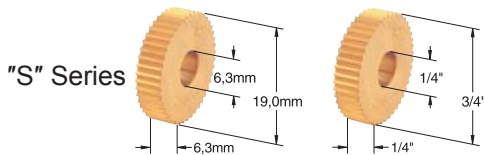
This holder is best used for knurling diamond or straight patterns. Fits industry standard tool posts.



Supplied with one set of 25TPI diagonal knurl wheels for a diamond pattern.

Description	Part No. 733101-	Size	A	C	D	E	F	G	Knurling Wheel			Knurling Pin	
									Series	in	mm	Desc.	733101-
D25AXA-10	01134	in	0.750	3.000	1.000	1.500	0.880	0.813	S	O.D. 3/4	19,1	A60464	28620
		mm	19.05	76.20	25.40	38.10	22.35	20.65		I.D. 1/4	6,35		
D30BXA-10	01284	in	0.875	3.750	1.250	1.750	1.115	1.063	S	T 1/4	6,35	A60464	28620
		mm	22.23	95.25	31.75	44.45	28.32	27.00					
D35CXA-10	01436	in	1.125	4.500	1.500	2.250	1.199	1.300	A	O.D. 3/4	19,1	A60466	28630
		mm	28.58	114.30	38.10	57.15	30.45	33.02		I.D. 1/4	9,52		
D40CA-10	01584	in	1.125	5.000	1.500	2.250	1.530	1.300	A	T 3/8	6,35	A60466	28630
		mm	28.58	127.00	38.10	57.15	38.86	33.02					

Knurling Wheels



TPI Tooth Per In.	Metric Pitch	Included Tooth Angle	"S" Series-Circular Pitch			"A" Series-Circular Pitch		
			Straight	Diagonal Right	Diagonal Left	Straight	Diagonal Right	Diagonal Left
			High Speed Beveled			High Speed Beveled		
16	1,6mm	90°	SS-16-HSB-CP UPC No. 26839	SDR-16-HSB-CP UPC No. 26961	SDL-16-HSB-CP UPC No. 27085	AS-16-HSB-CP UPC No. 23541	ADR-16-HSB-CP UPC No. 23673	ADL-16-HSB-CP UPC No. 23805
20	1,2mm	90°	SS-20-HSB-CP UPC No. 26841	SDR-20-HSB-CP UPC No. 26963	SDL-20-HSB-CP UPC No. 27087	AS-20-HSB-CP UPC No. 23543	ADR-20-HSB-CP UPC No. 23675	ADL-20-HSB-CP UPC No. 23807
25	1,0mm	90°	SS-25-HSB-CP UPC No. 26843	SDR-25-HSB-CP UPC No. 26965	SDL-25-HSB-CP UPC No. 27089	AS-25-HSB-CP UPC No. 23545	ADR-25-HSB-CP UPC No. 23677	ADL-25-HSB-CP UPC No. 23809
30	0,8mm	90°	SS-30-HSB-CP UPC No. 26845	SDR-30-HSB-CP UPC No. 26967	SDL-30-HSB-CP UPC No. 27091	AS-30-HSB-CP UPC No. 23547	ADR-30-HSB-CP UPC No. 23679	ADL-30-HSB-CP UPC No. 23811

Call us for more information or to request a knurling catalog.

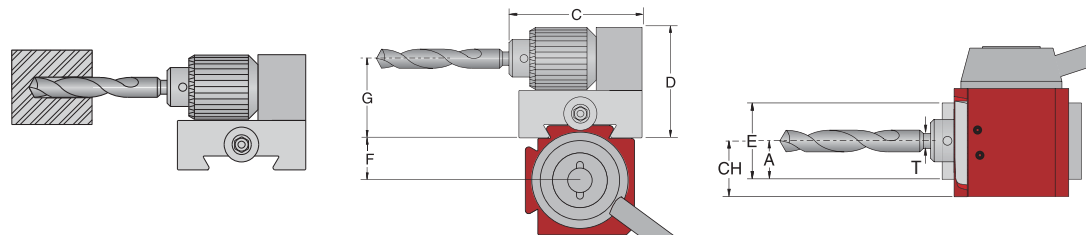
No. D35

Drill Chuck Toolholder

This holder is best used for holding drills, reamers, taps, etc., without tailstock mounting. It uses a drill chuck mounted directly to a quick change holder.

This holder is supplied with a drill-chuck.

Fits industry standard tool posts.



Description	Part No. 733101-	Size	A	T Capacity	C	D	E	F	G
D25AXA-35	01140	in	1.000	0 - 1/2	4.175	3.101	2.000	0.880	2.063
		mm	25.40	0 - 12	106.05	78.77	50.80	22.35	52.40
D30BXA-35	01290	in	1.000	0 - 1/2	4.175	3.101	2.000	1.115	2.063
		mm	25.40	0 - 12	106.05	78.77	50.80	28.32	52.40
D35CXA-35	01442	in	1.125	0 - 1/2	4.673	3.726	2.250	1.199	2.625
		mm	28.58	0 - 12	118.69	94.64	57.15	30.45	66.68
D40CA-35	01590	in	1.125	0 - 1/2	4.673	3.726	2.250	1.530	2.625
		mm	28.58	0 - 12	118.69	94.64	57.15	38.86	66.68