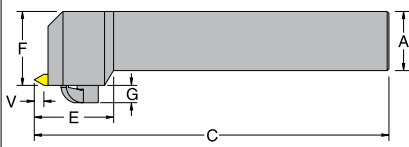


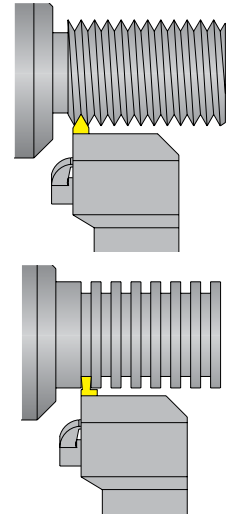
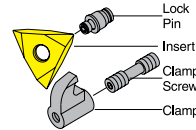


On Edge Threading Toolholders

MTVOR-A R/L Threading Toolholder- Style V - O.D. Threading and Shallow Grooving for triangle TNMA inserts



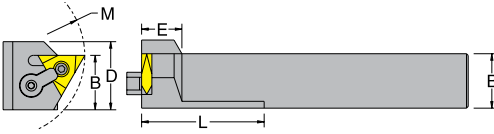
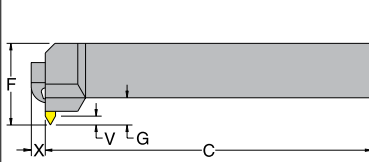
Right Hand Shown, Left Hand Opposite



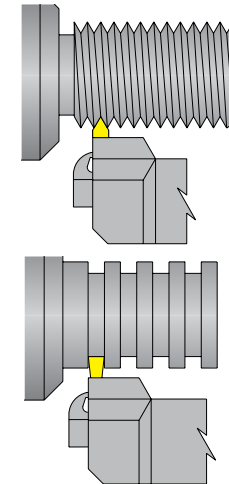
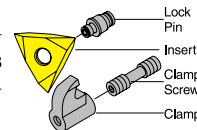
Description	Part No. 733101-		A	B	C	E	F	G	Max. GRV Depth V	TNMA Gage Insert	Lock Pin	Clamp	Clamp Screw
	R.H.	L.H.											
MTVOR/L08-3A-A	58122	58123	0.500	0.500	4.000	1.020	0.625	0.250	0.150				
MTVOR/L08-3B-A	58126	58127	0.500	0.500	4.500	1.020	0.625	0.250	0.150				
MTVOR/L10-3B-A	58130	58131	0.625	0.625	4.500	1.020	0.750	0.250	0.150	322	NL-33	CL-6	XNS-36
MTVOR/L12-3B-A	58134	58135	0.750	0.750	4.500	1.020	0.875	0.250	0.150				
MTVOR/L16-3D-A	58138	58139	1.000	1.000	6.000	1.155	1.250	0.250	0.150				
MTVOR/L12-4B-A	58142	58143	0.750	0.750	4.500	1.250	0.875	0.250	0.230				
MTVOR/L16-4D-A	58146	58147	1.000	1.000	6.000	1.250	1.250	0.250	0.230	432	NL-44	CL-6	XNS-36
MTVOR/L20-4D-A	58150	58151	1.250	1.250	6.000	1.250	1.500	0.250	0.230				
MTVOR/L24-4E-A	58154	58155	1.500	1.500	7.000	1.250	1.750	0.250	0.230				
MTVOR/L16-5D-A	58158	58159	1.000	1.000	6.000	1.500	1.250	0.250	0.292	543	NL-56	CL-6	XNS-36
MTVOR/L20-5D-A	58162	58163	1.250	1.250	6.000	1.500	1.500	0.250	0.292				
MTVOR/L20-64D-A	58166	58167	1.250	1.250	6.000	1.750	1.500	0.316	0.360	643	NL-66	CL-12	XNS-59
MTVOR/L20-66D-A	58170	58171	1.250	1.250	6.000	1.750	1.500	0.316	0.360	663	NL-66L	CL-12	XNS-59

For inserts see pages 17-20. For spare part see page 79.

MTHOR-A R/L Threading Toolholder- Style H - Gang Toolholder for Shallow Grooving or I.D. Threading for triangle TNMA inserts



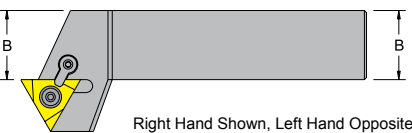
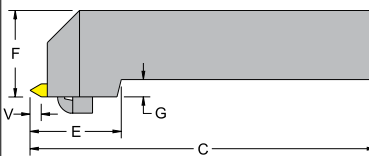
Right Hand Shown, Left Hand Opposite



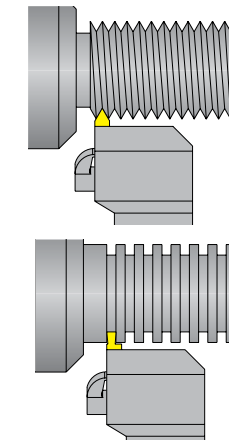
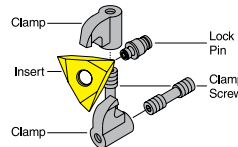
Description	Part No. 733101-		A	B	C	E	F	G	X	L	Min. Bore M	Max. GRV Depth V		TNMA Gage Insert	Lock Pin	Clamp	Clamp Screw
	R.H.	L.H.										Min. I.D.	O.D.				
MTHOR/L10-3B	58176	58177	0.625	0.625	4.500	0.875	1.000	0.375	0.250	-	2.0	.100	.125	322	NL-33	CL-5	XNS-35
MTHOR/L12-3B	58178	58179	0.750	0.750	4.500	0.875	1.125	0.375	0.250	1.50							
MTHOR/L12-4B	58180	58181	0.750	0.750	4.500	0.875	1.250	0.500	0.250	-							
MTHOR/L16-4D	58182	58183	1.000	1.000	6.000	0.875	1.500	0.500	0.250	2.00	3.0	.125	.194	432	NL-44	CL-6	XNS-36
MTHOR/L20-4D	58184	58185*	1.250	1.250	6.000	0.875	1.750	0.500	0.250	2.00							
MTHOR/L16-5D	58186	58187	1.000	1.000	6.000	1.000	1.500	0.625	0.250	2.50	3.0	.170	.242	543	NL-56	CL-6	XNS-36
MTHOR/L20-5D	58188	58189	1.250	1.250	6.000	1.000	1.750	0.625	0.250	2.50							

* Not standard stock item, call for lead time. For inserts see pages 17-20. For spare part see page 79.

MTZOR R/L Threading Toolholder- Style Z - Reverse Hand Threading for triangle TNMA inserts



Right Hand Shown, Left Hand Opposite



Description	Part No. 733101-		A	B	C	E	F	G	Max. GRV Depth V	TNMA Gage Insert	Lock Pin	Clamp	Clamp Screw
	R.H.	L.H.											
MTZOR/L12-3B	58260	58261	0.750	0.750	4.500	1.000	1.000	0.250	0.150				
MTZOR/L16-3D	58264*	58265*	1.000	1.000	6.000	1.000	1.250	0.250	0.150	322	NL-33	CL-6	XNS-36
MTZOR/L16-4D	58268	58269	1.000	1.000	6.000	1.320	1.250	0.250	0.230	432	NL-44	CL-7	XNS-36
MTZOR/L20-4D	58272	58273	1.250	1.250	6.000	1.320	1.500	0.250	0.230				
MTZOR/L16-5D	58276*	58277*	1.000	1.000	6.000	1.500	1.250	0.250	0.292				
MTZOR/L20-5D	58280*	58281*	1.250	1.250	6.000	1.500	1.500	0.250	0.292	543	NL-56	CL-7	XNS-36
MTZOR/L20-66D	58284	58285	1.250	1.250	6.000	1.750	1.500	0.250	0.360				
MTZOR/L24-66E	58288	58289	1.500	1.500	7.000	1.750	2.000	0.500	0.360	663	NL-66L	CL-30	XNS-510

* Not standard stock item, call for lead time. For inserts see pages 17-20. For spare part see page 79.