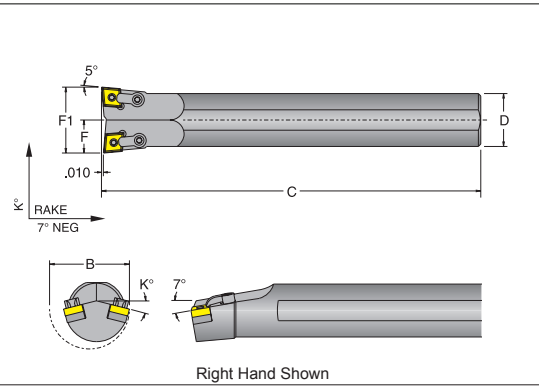




**S-DCLN R Boring Bar**  
 Style L - Negative 5° End or Side Cutting Edge Angle  
 for double 80° diamond CNM\_ inserts

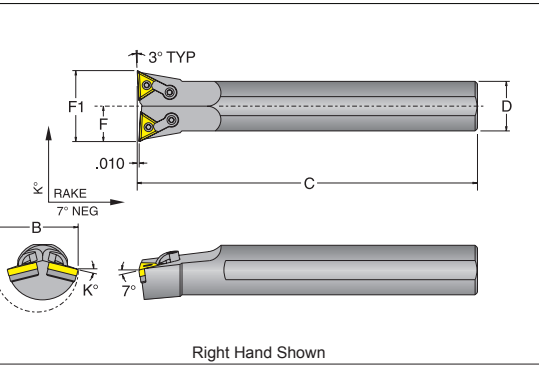
Inch Description	Part No. 733101-		Min. Bore B	C	D	F	F1	K°	CNM_ Gage Insert	Seat	Lock Pin	Clamp	Clamp Screw	Optional Seat Screw
	R.H.													
S16T-DCLN-4	57510		1.500	12.0	1.00	0.640	1.280	14°	432	-	NL-44	CL-7	XNS-35	-
S20U-DCLN-4	57514		1.750	14.0	1.25	0.765	1.530	14°	432	ICSN-433	NL-46	CL-20	XNS-48	S-46
S24U-DCLN-4	57518		2.000	14.0	1.50	0.890	1.780	11°	543	ICSN-533	NL-58	CL-20	XNS-48	S-58
S24U-DCLN-5	57522		2.000	14.0	1.50	0.890	1.780	11°	643	ICSN-633	NL-68	CL-12	XNS-510	S-68
S32V-DCLN-5	57526		2.625	16.0	2.00	1.281	2.562	11°						
S32V-DCLN-6	57530		2.625	16.0	2.00	1.281	2.562	11°						



For inserts see PAGES 16-33. For spare parts see PAGES 108-109.

**S-DTUN R Boring Bar**  
 Style U - Negative 3° End or Side Cutting Edge Angle  
 for negative triangle TNM\_ inserts

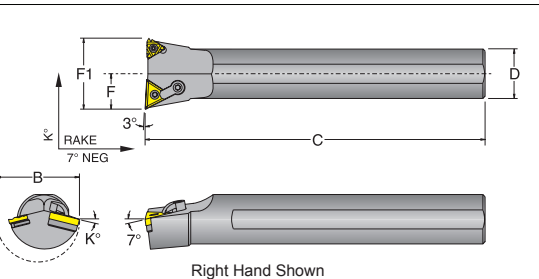
Inch Description	Part No. 733101-		Min. Bore B	C	D	F	F1	K°	TNM_ Gage Insert	Seat	Lock Pin	Clamp	Clamp Screw	Optional Seat Screw
	R.H.													
S16T-DTUN-3	57554		1.500	12.0	1.00	0.640	1.280	14°	322	ITSN-322	NL-34	CL-6	XNS-35	S-34
S20U-DTUN-3	57558		1.750	14.0	1.25	0.765	1.530	14°	322	ITSN-322	NL-34	CL-6	XNS-36	S-34
S24U-DTUN-3	57562		2.000	14.0	1.50	0.890	1.780	11°	432	ITSN-433	NL-46	CL-9	XNS-58	S-46
S24U-DTUN-4	57566		2.000	14.0	1.50	0.890	1.780	11°	432	ITSN-433	NL-46	CL-9	XNS-59	S-46
S32V-DTUN-4	57570		2.625	16.0	2.00	1.281	2.562	11°						



For inserts see PAGES 16-33. For spare parts see PAGES 108-109.

**S-DTUN\_T R Boring & Threading Bar**  
 Style U - Negative 3° End or Side Cutting Edge Angle  
 for one negative triangle TNM\_ & one Laydown insert

For inserts see pg.11. For spare parts see pg.11

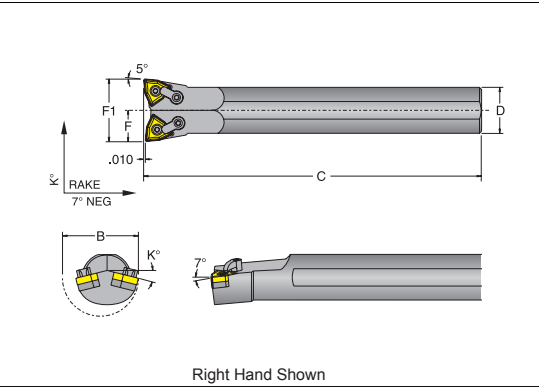


<b>Boring &amp; Threading</b>																		
Inch Description	Part No. 733101-		Min. Bore B	C	D	F	F1	K°	TNM_ Gage Insert	Seat	Lock Pin	Clamp	Clamp Screw	Insert Details				
	R.H.													Laydown Insert	TPI	Seat	Insert Torx Screw	Torx Key
S16T-DTUN-3-T16	57580		1.50	12.0	1.00	.640	1.28	14°	322	ITSN-322	NL-34	CL-6	XNS-36	16ILAG60	8-48	GX-16-1	TS-16	T-10
S20U-DTUN-3-T16	57584		1.75	14.0	1.25	.765	1.53	14°	322	ITSN-322	NL-34	CL-6	XNS-36	16ILAG60	8-48	GX-16-1	TS-16	T-10
S24U-DTUN-4-T16	57588		2.00	14.0	1.50	.890	1.78	11°	432	ITSN-433	NL-46	CL-9	XNS-59	22ILN60	5-7	NX-22-1	TS-22	T-20
S20U-DTUN-4-T22	57592		1.75	14.0	1.25	.765	1.53	14°	432	ITSN-433	NL-46	CL-9	XNS-59					
S24U-DTUN-4-T22	57596		2.00	14.0	1.50	.890	1.78	11°	432	ITSN-433	NL-46	CL-9	XNS-59					

For inserts see PAGES 16-33. For spare parts see PAGES 108-109.

**S-DWLN R Boring Bar**  
 Style L - Negative 5° End or Side Cutting Edge Angle  
 for negative 80° trigon WNM\_ inserts

Inch Description	Part No. 733101-		Min. Bore B	C	D	F	F1	K°	WNM_ Gage Insert	Seat	Lock Pin	Clamp	Clamp Screw
	R.H.												
S12M-DWLN-3	57610		1.25	6.00	0.75	.500	1.00	14°	332	-	NL-33L	HC-7	SHC-7
S16Q-DWLN-3	57614		1.50	7.00	1.00	.640	1.28	14°	432	-	NL-44	CL-6	XNS-36
S16T-DWLN-4	57618		1.50	12.0	1.00	.665	1.33	14°	432	-	NL-44	CL-6	XNS-36
S20U-DWLN-4	57622		1.75	14.0	1.25	.765	1.53	14°	432	IWSN-433	NL-46	CL-6	XNS-36
S24U-DWLN-4	57626		2.00	14.0	1.50	.890	1.78	11°					



For inserts see PAGES 16-33. For spare parts see PAGES 108-109.