

## COVE & BEAD



Part #	Radius	Large Dia.	Cutting Length	Overall Length
<b>1/4" SHANK</b>				
3209	5/32"	1-1/8"	1/2"	2"
3210	1/4"	1-5/16"	5/8"	2-1/8"
<b>1/2" SHANK</b>				
3211	5/32"	1-1/8"	1/2"	2-1/4"
3212	1/4"	1-5/16"	5/8"	2-3/8"

Bearing Number: B3

## OGEE FILLET



Part #	Radius	Large Dia.	Cutting Length	Overall Length
<b>1/4" SHANK</b>				
3214	3/16"	1-3/8"	5/8"	2-1/8"
<b>1/2" SHANK</b>				
3216	3/16"	1-3/8"	5/8"	2-1/2"
3218	1/4"	1-5/8"	3/4"	2-5/8"

Bearing Number: B3


## OGEE



Part #	Radius	Large Dia.	Cutting Length	Overall Length
<b>1/4" SHANK</b>				
3220	5/32"	1-1/8"	1/2"	2"
3224	1/4"	1-1/2"	5/8"	2-1/8"
<b>1/2" SHANK</b>				
3222	5/32"	1-1/8"	1/2"	2-1/4"
3226	1/4"	1-1/2"	5/8"	2-3/8"
3228	9/64" & 5/16"	1-5/8"	5/8"	2-1/2"

Bearing Number: B3


## CLASSICAL PATTERN



Part #	Radius	Large Dia.	Cutting Length	Overall Length
<b>1/4" SHANK</b>				
3230	5/32"	1-1/4"	1/2"	2-1/8"
3234	3/16"	1-1/2"	5/8"	2-1/4"
<b>1/2" SHANK</b>				
3232	5/32"	1-1/4"	1/2"	2-3/8"
3236	3/16"	1-1/2"	5/8"	2-1/2"

Bearing Number: B3


## EDGE BEADING



Part #	Large Dia.	"A" Bead Dia.	"B" Cutting Length	Overall Length
<b>1/4" SHANK</b>				
3240	7/8"	1/8"	9/16"	2"
3244	7/8"	1/4"	9/16"	2"
3248	1"	5/16"	5/8"	2-1/4"
3252	1-1/16"	3/8"	3/4"	2-1/4"
3256	1-1/16"	1/2"	3/4"	2-1/4"
<b>1/2" SHANK</b>				
3242	7/8"	1/8"	9/16"	2-1/4"
3246	7/8"	1/4"	9/16"	2-1/4"
3250	1"	5/16"	5/8"	2-1/4"
3254	1-1/16"	3/8"	3/4"	2-1/2"
3258	1-1/16"	1/2"	3/4"	2-1/2"
3260	1-3/8"	5/8"	1"	2-5/8"
3262	1-1/2"	3/4"	1-1/8"	3"

Bearing Number: B3

## FRENCH TRADITIONAL



Part #	"R1" Radius	"R2" Radius	Large Dia.	Cutting Length	Overall Length
<b>1/4" SHANK</b>					
3270	3/16"	5/16"	1-1/2"	5/8"	2-1/8"
<b>1/2" SHANK</b>					
3272	3/16"	5/16"	1-1/2"	5/8"	2-1/2"

Bearing Number: B3